




# ATTREZZI TERMINALI


(GB) END TOOLS - (D) WERKZEUGSKÖPFE - (F) OUTILS INTERCHANGEABLES - (E) EQUIPOS TERMINALES



NO su decespugliatori con impianto a pistoni  
 NOT on bushcutters with piston pumps  
 NICHT auf Böschungsmäher mit axialschalen System  
 PAS sur les débroussailluses avec système à piston  
 NO sobre desbrozadoras con circuito a pistón

PIASTRA FISSAGGIO ACCESSORI		PIASTRA FISSAGGIO ACCESSORI		ROTOFOSSO		TRANCIARAMI - MAX Ø 10 CM	
FIXING PLATE		FIXING PLATE		DITCH CUTTER		BRANCH CUTTER	
ANSCHLUSS PLATTE		ANSCHLUSS PLATTE		GRABENFRÄSE		ASTSCHERE HOLZ	
PLAQUE PORTE-OUTILS (FIXATION)		PLAQUE PORTE-OUTILS (FIXATION)		CUREUSE DE FOSSÉS		SÉCATEUR	
PLANCHA DE FIJACION		PLANCHA DE FIJACION		BINADERA PARA ACEQUIAS		CORTADORA DE RAMAS	
	€		€		€		€
80009934 (AGRI)	218,00	XXXXXXXX (AGRI)	329,00	Ø 50 - 90000522	4.725,00	TT CM 155	8.835,00
80009935 (PROF)	240,00	XXXXXXXX (PROF)	382,00	Ø 65 - 90000766	4.945,00	TT CM 225	9.370,00
				Ø 80 - 90000524	5.255,00	90000515-90000518	
				Ø 100 - 90000745	5.950,00		
<b>PIASTRA GIREVOLE</b>	<b>510,00</b>					<b>DIVISORE DI FLUSSO</b>	
TURNING PLATE / DREHPLATTE / PLAQUE TOURNANTE / PLANCHA ROTATORIA						FLOW DIVIDER / OLMENGE VERTEILER / DIVISEUR DE DEBIT / DIVISOR DE FLUJO	
						80010501	<b>748,00</b>
						(NO SU RIVER COMPACT E MOD. VIP / NO ON RIVER COMPACT AND VIP MOD. / NICHT AUF RIVER COMPACT AND VIP MOD. / PAS SUR RIVER COMPACT ET MOD. VIP / NO SOBRE RIVER COMPACT AND MOD. VIP)	


CUT 029-030 REVERS	---	CUT 029-030 REVERS	---	CUT 029-030 REVERS	---	CUT 029-030 REVERS	---
APPLE 210	---	APPLE 210	---	APPLE 210	---	APPLE 210	---
HEDGE 160	---	HEDGE 160	---	HEDGE 160	---	HEDGE 160	---
RIVER COMPACT 355-420	80009934	RIVER COMPACT 355-420	---	RIVER COMPACT 355-420	---	RIVER COMPACT 355-420	90000513/90000515
AGILE 320-390 VIP	80009934	AGILE 320-390 VIP	AGRI	AGILE 320-390 VIP	---	AGILE 320-390 VIP	90000513/90000515
AGILE 450-470/P	80009934	AGILE 450-470/P	AGRI	AGILE 450-470/P	Ø50-65	AGILE 450-470/P	90000513/90000515
AGILE 485 SAFETY	80009934	AGILE 485 SAFETY	AGRI	AGILE 485 SAFETY	Ø50-65	AGILE 485 SAFETY	90000513/90000515
RIO 450-500-580 VIP	80009934	RIO 450-500-580 VIP	---	RIO 450-500-580 VIP	---	RIO 450-500-580 VIP	90000513/90000515
RIO 450-500-580	80009934	RIO 450-500-580	---	RIO 450-500-580	Ø50-65	RIO 450-500-580	90000513/90000515
ALPINIST 310-380-440 VIP	80009934	ALPINIST 310-380-440 VIP	AGRI	ALPINIST 310-380-440 VIP	---	ALPINIST 310-380-440 VIP	90000513/90000515
ALPINIST 460/P - 500/P VIP	80009934	ALPINIST 460/P - 500/P VIP	AGRI	ALPINIST 460/P - 500/P VIP	---	ALPINIST 460/P - 500/P VIP	90000513/90000515
ALPINIST 310-380-440	80009934	ALPINIST 310-380-440	AGRI	ALPINIST 310-380-440	Ø50-65	ALPINIST 310-380-440	90000513/90000515
ALPINIST 460/P - 500/P	80009934	ALPINIST 460/P - 500/P	AGRI	ALPINIST 460/P - 500/P	Ø50-65	ALPINIST 460/P - 500/P	90000513/90000515
ALPINIST 500/P VIP VISUAL	80009934	ALPINIST 500/P VIP VISUAL	AGRI	ALPINIST 500/P VIP VISUAL	Ø50-65	ALPINIST 500/P VIP VISUAL	90000513/90000515
ALPINIST 500/P VISUAL	80009934	ALPINIST 500/P VISUAL	AGRI	ALPINIST 500/P VISUAL	Ø50-65	ALPINIST 500/P VISUAL	90000513/90000515
VIGNA 615T	80009934	VIGNA 615T	AGRI	VIGNA 615T	Ø50-65	VIGNA 615T	90000513/90000515
LEADER 505-655	80009935	LEADER 505-655	---	LEADER 505-655	Ø50-65-80	LEADER 505-655	90000513/90000515
LEADER GP509-659-699-779T	80009935	LEADER GP509-659-699-779T	PROF	LEADER GP509-659-699-779T	Ø50-65-80-100	LEADER GP509-659-699-779T	90000516/90000518
LEADER GP 815T	80009935	LEADER GP 815T	PROF	LEADER GP 815T	Ø50-65-80-100	LEADER GP 815T	90000516/90000518
LEADER GP 509-659 VISUAL	80009935	LEADER GP 509-659 VISUAL	PROF	LEADER GP 509-659 VISUAL	Ø50-65-80-100	LEADER GP 509-659 VISUAL	90000516/90000518
ACROBAT 4.4	80009935	ACROBAT 4.4	PROF	ACROBAT 4.4	Ø50-65-80-100	ACROBAT 4.4	90000516/90000518
ACROBAT 509-609	80009935	ACROBAT 509-609	PROF	ACROBAT 509-609	Ø50-65-80-100	ACROBAT 509-609	90000516/90000518
ACROBAT 509-609 VISUAL	80009935	ACROBAT 509-609 VISUAL	PROF	ACROBAT 509-609 VISUAL	Ø50-65-80-100	ACROBAT 509-609 VISUAL	90000516/90000518
ACROBAT 5.5-6.6-6.5T-7.6T	80009935	ACROBAT 5.5-6.6-6.5T-7.6T	PROF	ACROBAT 5.5-6.6-6.5T-7.6T	Ø50-65-80-100	ACROBAT 5.5-6.6-6.5T-7.6T	90000516/90000518
ROYAL 550-660-650T-760T	80009935	ROYAL 550-660-650T-760T	---	ROYAL 550-660-650T-760T	Ø50-65-80-100	ROYAL 550-660-650T-760T	90000516/90000518
POWER 800T-930T-10500T	80009935	POWER 800T-930T-10500T	PROF	POWER 800T-930T-10500T	Ø50-65-80-100	POWER 800T-930T-10500T	---
LEADER GP 589-679 VENTRAL	80009935	LEADER GP 589-679 VENTRAL	PROF	LEADER GP 589-679 VENTRAL	Ø50-65-80-100	LEADER GP 589-679 VENTRAL	90000516/90000518
ACROBAT 555 VENTRAL	80009935	ACROBAT 555 VENTRAL	PROF	ACROBAT 555 VENTRAL	Ø50-65-80-100	ACROBAT 555 VENTRAL	90000516/90000518

(I)	PER TUTTI GLI ACCESSORI CON IL SIMBOLO:		E' NECESSARIA LA PIASTRA D' ATTACCO (RIF AGRI-PROF PS)
(GB)	THE OPTIONS WITH SYMBOL:		NEED THE FIXING PLATE (RIF AGRI-PROF PS)
(D)	DIE ZUSATZTEILEN MIT DIESEM ZEICHEN:		BRAUCHEN UNBEDINGT DIE ANSCHLUSSPLATTE (RIF AGRI-PROF PS)
(F)	POUR LES OUTILS AVEC LE SYMBOLE :		IL FAUT PREVOIR LA PLAQUE D'ATELAGE (RIF AGRI-PROF PS)
(E)	LOS ACCESORIOS CON ESTE SIMBOLO:		NECESITAN DE LA PLANCHA DE FIJACION (RIF AGRI-PROF PS)



# ATTREZZI TERMINALI

(GB) END TOOLS - (D) WERKZEUGSKÖPFE - (F) OUTILS INTERCHANGEABLES - (E) EQUIPOS TERMINALES



NO su decespugliatori con impianto a pistoni  
 NOT on bushcutters with piston pumps  
 NICHT auf Böschungsmäher mit axialkolben System  
 PAS sur les débroussailluses avec système à piston  
 NO sobre desbrozadoras con circuito a pistón

BARRA SIEPI/LEGNA, MAX Ø 2 CM HEDGE CUTTER		BARRA DISCHI, MAX Ø 2 CM DISC HEDGE CUTTER		KIT DISCHI PER BARRA MAX Ø 4 CM KIT DISCS FOR HEDGE CUTTER		BARRA DISCHI, MAX Ø 15-17 CM DISC HEDGE CUTTER	
HECKENSCHERE HOLZ		SCHEIBENHECKENSCHERE HOLZ		KIT FÜR SCHEIBENHECKENSCHERE HOLZ		SCHEIBENHECKENSCHERE HOLZ	
BARRE DE COUPE		LAMIER		KIT DISQUES POUR LAMIER		LAMIER	
BARRA DE SETOS-LEÑA		BARRA DE DISCOS		KIT DISCOS POR BARRA		BARRA DE DISCOS	
	€		€		€		€
<b>CM 90</b> 90001493/90001494/90001495	<b>3.115,00</b>	<b>CM 165</b> 90000968	<b>4.590,00</b>	80010140	<b>2.310,00</b>	<b>CM 200</b> 90002907	<b>21.000,00</b>
<b>CM 135</b> 90001496/90001498/90001497	<b>3.305,00</b>						
<b>CM 165</b> 90001499/90001501/90001500	<b>3.455,00</b>						
<b>DIVISORE DI FLUSSO</b> FLOW DIVIDER / OLMENGE VERTEILER / DIVISEUR DE DEBIT / DIVISOR DE FLUJO 80010501	<b>748,00</b>	<b>DIVISORE DI FLUSSO</b> FLOW DIVIDER / OLMENGE VERTEILER / DIVISEUR DE DEBIT / DIVISOR DE FLUJO 80010501	<b>748,00</b>				

CUT 029-030 REVERS	90001493/96/99	CUT 029-030 REVERS	90000968	CUT 029-030 REVERS	80010140	CUT 029-030 REVERS	---
APPLE 210	---	APPLE 210	---	APPLE 210	---	APPLE 210	---
HEDGE 160	---	HEDGE 160	90000968	HEDGE 160	80010140	HEDGE 160	---
RIVER COMPACT 355-420	90001495/98/1501	RIVER COMPACT 355-420	90000968	RIVER COMPACT 355-420	80010140	RIVER COMPACT 355-420	---
AGILE 320-390 VIP	90001495/98/1501	AGILE 320-390 VIP	90000968	AGILE 320-390 VIP	80010140	AGILE 320-390 VIP	---
AGILE 450-470/P	90001495/98/1501	AGILE 450-470/P	90000968	AGILE 450-470/P	80010140	AGILE 450-470/P	---
AGILE 485 SAFETY	90001495/98/1501	AGILE 485 SAFETY	90000968	AGILE 485 SAFETY	80010140	AGILE 485 SAFETY	---
RIO 450-500-580 VIP	90001495/98/1501	RIO 450-500-580 VIP	90000968	RIO 450-500-580 VIP	80010140	RIO 450-500-580 VIP	---
RIO 450-500-580	90001495/98/1501	RIO 450-500-580	90000968	RIO 450-500-580	80010140	RIO 450-500-580	90002907
ALPINIST 310-380-440 VIP	90001495/98/1501	ALPINIST 310-380-440 VIP	90000968	ALPINIST 310-380-440 VIP	80010140	ALPINIST 310-380-440 VIP	90002907
ALPINIST 460/P - 500/P VIP	90001495/98/1501	ALPINIST 460/P - 500/P VIP	90000968	ALPINIST 460/P - 500/P VIP	80010140	ALPINIST 460/P - 500/P VIP	90002907
ALPINIST 310-380-440	90001495/98/1501	ALPINIST 310-380-440	90000968	ALPINIST 310-380-440	80010140	ALPINIST 310-380-440	90002907
ALPINIST 460/P - 500/P	90001495/98/1501	ALPINIST 460/P - 500/P	90000968	ALPINIST 460/P - 500/P	80010140	ALPINIST 460/P - 500/P	90002907
ALPINIST 500/P VIP VISUAL	90001495/98/1501	ALPINIST 500/P VIP VISUAL	90000968	ALPINIST 500/P VIP VISUAL	80010140	ALPINIST 500/P VIP VISUAL	90002907
ALPINIST 500/P VISUAL	90001495/98/1501	ALPINIST 500/P VISUAL	90000968	ALPINIST 500/P VISUAL	80010140	ALPINIST 500/P VISUAL	90002907
VIGNA 615T	90001495/98/1501	VIGNA 615T	90000968	VIGNA 615T	80010140	VIGNA 615T	90002907
LEADER 505-655	90001495/98/1501	LEADER 505-655	90000968	LEADER 505-655	80010140	LEADER 505-655	90002907
LEADER GP509-659-699-779T	90001494/97/1500	LEADER GP509-659-699-779T	90000968	LEADER GP509-659-699-779T	80010140	LEADER GP509-659-699-779T	90002907
LEADER GP 815T	90001494/97/1500	LEADER GP 815T	90000968	LEADER GP 815T	80010140	LEADER GP 815T	90002907
LEADER GP 509-659 VISUAL	90001494/97/1500	LEADER GP 509-659 VISUAL	90000968	LEADER GP 509-659 VISUAL	80010140	LEADER GP 509-659 VISUAL	90002907
ACROBAT 4.4	90001494/97/1500	ACROBAT 4.4	90000968	ACROBAT 4.4	80010140	ACROBAT 4.4	90002907
ACROBAT 509-609	90001494/97/1500	ACROBAT 509-609	90000968	ACROBAT 509-609	80010140	ACROBAT 509-609	90002907
ACROBAT 509-609 VISUAL	90001494/97/1500	ACROBAT 509-609 VISUAL	90000968	ACROBAT 509-609 VISUAL	80010140	ACROBAT 509-609 VISUAL	90002907
ACROBAT 5.5-6.6-6.5T-7.6T	90001494/97/1500	ACROBAT 5.5-6.6-6.5T-7.6T	90000968	ACROBAT 5.5-6.6-6.5T-7.6T	80010140	ACROBAT 5.5-6.6-6.5T-7.6T	90002907
ROYAL 550-660-650T-760T	90001494/97/1500	ROYAL 550-660-650T-760T	90000968	ROYAL 550-660-650T-760T	80010140	ROYAL 550-660-650T-760T	90002907
POWER 800T-930T-10500T	90001494/97/1500	POWER 800T-930T-10500T	90000968	POWER 800T-930T-10500T	80010140	POWER 800T-930T-10500T	90002907
LEADER GP 589-679 VENTRAL	90001494/97/1500	LEADER GP 589-679 VENTRAL	90000968	LEADER GP 589-679 VENTRAL	80010140	LEADER GP 589-679 VENTRAL	90002907
ACROBAT 555 VENTRAL	90001494/97/1500	ACROBAT 555 VENTRAL	90000968	ACROBAT 555 VENTRAL	80010140	ACROBAT 555 VENTRAL	90002907

(I)	PER TUTTI GLI ACCESSORI CON IL SIMBOLO:		E' NECESSARIA LA PIASTRA D' ATTACCO (RIF AGRI-PROF PS)
(GB)	THE OPTIONS WITH SYMBOL:		NEED THE FIXING PLATE (RIF AGRI-PROF PS)
(D)	DIE ZUSATZTEILEN MIT DIESEM ZEICHEN:		BRAUCHEN UNBEDINGT DIE ANSCHLUSSPLATTE (RIF AGRI-PROF PS)
(F)	POUR LES OUTILS AVEC LE SYMBOLE :		IL FAUT PREVOIR LA PLAQUE D'ATELAGE (RIF AGRI-PROF PS)
(E)	LOS ACCESORIOS CON ESTE SIMBOLO:		NECESITAN DE LA PLANCHA DE FIJACION (RIF AGRI-PROF PS)



# ATTREZZI TERMINALI

(GB) END TOOLS - (D) WERKZEUGSKÖPFE - (F) OUTILS INTERCHANGEABLES - (E) EQUIPOS TERMINALES



BARRA POTATRICE Cm. 160		FRESA NEVE CM 100		TESTATA TRASMISS. DIRETTA COMPLETA DI MOTORE DRAULICO		TESTATA TRASMISS. DIRETTA COMPLETA DI MOTOTRE IDRAULICO	
PRUNING BAR CM.160		SNOW BLOWER CM 100		CUTTING HEAD DIRECT DRIVE COMPLETE WITH HYDRAULIC ENGINE		CUTTING HEAD DIRECT DRIVE COMPLETE WITH HYDRAULIC ENGINE	
BAR ZUM AUSHOLZEN CM.160		SCHNEEFÄHRE CM 100		MÄHKOPFE – DIREKTANTRIEB KOMPLETT MIT HYDRAULISCHEN MOTOR		MÄHKOPFE – DIREKTANTRIEB KOMPLETT MIT HYDRAULISCHEN MOTOR	
BARRE D'ELAGAGE CM.160		FRAISE À NEIGE CM 100		TRANSMISSION DIRECTE AVEC MOTEUR HYDRAULIQUE		TRANSMISSION DIRECTE AVEC MOTEUR HYDRAULIQUE	
BARRA PODADORA CM.160		SOPLADOR DE NIEVE CM 100		CABEZAL TRANSMISSION DIRECTA CON MOTOR HIDRAULICO		CABEZAL TRANSMISSION DIRECTA CON MOTOR HIDRAULICO	
<b>90002677</b>	<b>€ 1.580,00</b>	<b>90003112</b>	<b>€ 10.920,00</b>	CM 80 – 90002872	<b>€ 1.640,00</b>	CM 80 – 90002873	<b>€ 1.750,00</b>
				DETRAZIONE MOTORE ENGINE DEDUCTION MOTORABZUG DEDUCTION POUR MOTEUR DEDUCCIÒN MOTOR	<b>180,00</b>	DETRAZIONE MOTORE ENGINE DEDUCTION MOTORABZUG DEDUCTION POUR MOTEUR DEDUCCIÒN MOTOR	<b>180,00</b>

CUT 029-030 REVERS	---	CUT 029-030 REVERS	---	CUT 029-030 REVERS	90002872	CUT 029-030 REVERS	90002873
APPLE 210	---	APPLE 210	---	APPLE 210	---	APPLE 210	---
HEDGE 160	90002677	HEDGE 160	---	HEDGE 160	90002872	HEDGE 160	90002873
RIVER COMPACT 355-420	---	RIVER COMPACT 355-420	---	RIVER COMPACT 355-420	---	RIVER COMPACT 355-420	---
AGILE 320-390 VIP	---	AGILE 320-390 VIP	---	AGILE 320-390 VIP	---	AGILE 320-390 VIP	---
AGILE 450-470/P	---	AGILE 450-470/P	---	AGILE 450-470/P	---	AGILE 450-470/P	---
AGILE 485 SAFETY	---	AGILE 485 SAFETY	---	AGILE 485 SAFETY	---	AGILE 485 SAFETY	---
RIO 450-500-580 VIP	---	RIO 450-500-580 VIP	---	RIO 450-500-580 VIP	---	RIO 450-500-580 VIP	---
RIO 450-500-580	---	RIO 450-500-580	---	RIO 450-500-580	---	RIO 450-500-580	---
ALPINIST 310-380-440 VIP	---	ALPINIST 310-380-440 VIP	---	ALPINIST 310-380-440 VIP	---	ALPINIST 310-380-440 VIP	---
ALPINIST 460/P – 500/P VIP	---	ALPINIST 460/P – 500/P VIP	---	ALPINIST 460/P – 500/P VIP	---	ALPINIST 460/P – 500/P VIP	---
ALPINIST 310-380-440	---	ALPINIST 310-380-440	---	ALPINIST 310-380-440	---	ALPINIST 310-380-440	---
ALPINIST 460/P – 500/P	---	ALPINIST 460/P – 500/P	---	ALPINIST 460/P – 500/P	---	ALPINIST 460/P – 500/P	---
ALPINIST 500/P VIP VISUAL	---	ALPINIST 500/P VIP VISUAL	---	ALPINIST 500/P VIP VISUAL	---	ALPINIST 500/P VIP VISUAL	---
ALPINIST 500/P VISUAL	---	ALPINIST 500/P VISUAL	---	ALPINIST 500/P VISUAL	---	ALPINIST 500/P VISUAL	---
VIGNA 615T	---	VIGNA 615T	---	VIGNA 615T	---	VIGNA 615T	---
LEADER 505-655	---	LEADER 505-655	OK	LEADER 505-655	---	LEADER 505-655	---
LEADER GP509-659-699-779T	---	LEADER GP509-659-699-779T	OK	LEADER GP509-659-699-779T	---	LEADER GP509-659-699-779T	---
LEADER GP 815T	---	LEADER GP 815T	OK	LEADER GP 815T	---	LEADER GP 815T	---
LEADER GP 509-659 VISUAL	---	LEADER GP 509-659 VISUAL	OK	LEADER GP 509-659 VISUAL	---	LEADER GP 509-659 VISUAL	---
ACROBAT 4.4	---	ACROBAT 4.4	OK	ACROBAT 4.4	---	ACROBAT 4.4	---
ACROBAT 509-609	---	ACROBAT 509-609	OK	ACROBAT 509-609	---	ACROBAT 509-609	---
ACROBAT 509-609 VISUAL	---	ACROBAT 509-609 VISUAL	OK	ACROBAT 509-609 VISUAL	---	ACROBAT 509-609 VISUAL	---
ACROBAT 5.5-6.6-6.5T-7.6T	---	ACROBAT 5.5-6.6-6.5T-7.6T	OK	ACROBAT 5.5-6.6-6.5T-7.6T	---	ACROBAT 5.5-6.6-6.5T-7.6T	---
ROYAL 550-660-650T-760T	---	ROYAL 550-660-650T-760T	OK	ROYAL 550-660-650T-760T	---	ROYAL 550-660-650T-760T	---
POWER 800T-930T-10500T	---	POWER 800T-930T-10500T	OK	POWER 800T-930T-10500T	---	POWER 800T-930T-10500T	---
LEADER GP 589-679 VENTRAL	---	LEADER GP 589-679 VENTRAL	OK	LEADER GP 589-679 VENTRAL	---	LEADER GP 589-679 VENTRAL	---
ACROBAT 555 VENTRAL	---	ACROBAT 555 VENTRAL	OK	ACROBAT 555 VENTRAL	---	ACROBAT 555 VENTRAL	---

(I)	PER TUTTI GLI ACCESSORI CON IL SIMBOLO:		E' NECESSARIA LA PIASTRA D' ATTACCO (RIF AGRI-PROF PS)
(GB)	THE OPTIONS WITH SYMBOL:		NEED THE FIXING PLATE (RIF AGRI-PROF PS)
(D)	DIE ZUSATZTEILEN MIT DIESEM ZEICHEN:		BRAUCHEN UNBEDINGT DIE ANSCHLUSSPLATTE (RIF AGRI-PROF PS)
(F)	POUR LES OUTILS AVEC LE SYMBOLE :		IL FAUT PREVOIR LA PLAQUE D'ATTELAGE (RIF AGRI-PROF PS)
(E)	LOS ACESORIOS CON ESTE SIMBOLO:		NECESITAN DE LA PLANCHA DE FIJACION (RIF AGRI-PROF PS)



# ATTREZZI TERMINALI

(GB) END TOOLS - (D) WERKZEUGSKÖPFE - (F) OUTILS INTERCHANGEABLES - (E) EQUIPOS TERMINALES



TESTATA TRASMISS. DIRETTA COMPLETA DI MOTORE IDRAULICO CUTTING HEAD DIRECT DRIVE COMPLETE WITH HYDRAULIC ENGINE MÄHKOPFE – DIREKTANTRIEB KOMPLETT MIT HYDRAULISCHEN MOTOR TRANSMISSION DIRECTE AVEC MOTEUR HYDRAULIQUE CABEZAL TRANSMISSION DIRECTA CON MOTOR HIDRAULICO		TESTATA TRASMISS. DIRETTA COMPLETA DI MOTORE IDRAULICO CUTTING HEAD DIRECT DRIVE COMPLETE WITH HYDRAULIC ENGINE MÄHKOPFE – DIREKTANTRIEB KOMPLETT MIT HYDRAULISCHEN MOTOR TRANSMISSION DIRECTE AVEC MOTEUR HYDRAULIQUE CABEZAL TRANSMISSION DIRECTA CON MOTOR HIDRAULICO		TESTATA TRASMISS. A CINGHIE COMPLETA DI MOTORE IDRAULICO CUTTING HEAD BELT DRIVE COMPLETE WITH HYDRAULIC ENGINE MÄHKOPFE – RIEMENANTRIEB KOMPLETT MIT HYDRAULISCHEN MOTOR TRANSMISSION PAR COURROIES AVEC MOTEUR HYDRAULIQUE CABEZAL TRANSMISSION CORREAS CON MOTOR HIDRAULICO		TESTATA TRASMISS. DIRETTA COMPLETA DI MOTORE IDRAULICO CUTTING HEAD DIRECT DRIVE COMPLETE WITH HYDRAULIC ENGINE MÄHKOPFE – DIREKTANTRIEB KOMPLETT MIT HYDRAULISCHEN MOTOR TRANSMISSION DIRECTE AVEC MOTEUR HYDRAULIQUE CABEZAL TRANSMISSION DIRECTA CON MOTOR HIDRAULICO	
RIF. 27 A-B	€	RIF. 28 A-B	€	RIF. 29 B	€	RIF. 30	€
PS CM.80	2.025,00	PS CM.80 CM.105 CM.125	2.435,00 3.065,00 3.370,00	PS CM. 125	3.550,00	PS CM 105 "R" CM 105 "I" CM 125 "P" CM 125 "Q"	3.785,00 3.965,00 4.910,00 5.160,00
DETRAZIONE MOTORE ENGINE DEDUCTION MOTORABZUG DEDUCTION POUR MOTEUR DEDUCCION MOTOR	215,00	DETRAZIONE MOTORE ENGINE DEDUCTION MOTORABZUG DEDUCTION POUR MOTEUR DEDUCCION MOTOR	215,00	DETRAZIONE MOTORE ENGINE DEDUCTION MOTORABZUG DEDUCTION POUR MOTEUR DEDUCCION MOTOR	215,00	DETRAZIONE MOTORE ENGINE DEDUCTION MOTORABZUG DEDUCTION POUR MOTEUR DEDUCCION MOTOR	310,00
PD CM.80	2.290,00	PD CM.80 CM.105 CM.125	2.700,00 3.335,00 3.650,00	PD CM.125	3.825,00	PD CM 105 "R" CM 105 "I" CM 125 "P" CM 125 "Q"	4.190,00 4.385,00 5.325,00 5.575,00
DETRAZIONE MOTORE ENGINE DEDUCTION MOTORABZUG DEDUCTION POUR MOTEUR DEDUCCION MOTOR	215,00	DETRAZIONE MOTORE ENGINE DEDUCTION MOTORABZUG DEDUCTION POUR MOTEUR DEDUCCION MOTOR	215,00	DETRAZIONE MOTORE ENGINE DEDUCTION MOTORABZUG DEDUCTION POUR MOTEUR DEDUCCION MOTOR	215,00	DETRAZIONE MOTORE ENGINE DEDUCTION MOTORABZUG DEDUCTION POUR MOTEUR DEDUCCION MOTOR	310,00

CUT 029-030 REVERS	---	CUT 029-030 REVERS	---	CUT 029-030 REVERS	---	CUT 029-030 REVERS	---
APPLE 210	---	APPLE 210	---	APPLE 210	---	APPLE 210	---
HEDGE 160	---	HEDGE 160	---	HEDGE 160	---	HEDGE 160	---
RIVER COMPACT 355-420	80 A PS	RIVER COMPACT 355-420	80-105 A PS	RIVER COMPACT 355-420	---	RIVER COMPACT 355-420	---
AGILE 320-390 VIP	80 A PD	AGILE 320-390 VIP	80-105-125 A PD	AGILE 320-390 VIP	---	AGILE 320-390 VIP	---
AGILE 450-470/P	80 B PD	AGILE 450-470/P	80-105-125 B PD	AGILE 450-470/P	125 B PD	AGILE 450-470/P	---
AGILE 485 SAFETY	80 B PD	AGILE 485 SAFETY	80-105-125 B PD	AGILE 485 SAFETY	125 B PD	AGILE 485 SAFETY	---
RIO 450-500-580 VIP	80 A PS	RIO 450-500-580 VIP	80-105-125 A PS	RIO 450-500-580 VIP	---	RIO 450-500-580 VIP	---
RIO 450-500-580	80 B PS	RIO 450-500-580	80-105-125 B PS	RIO 450-500-580	125 B PS	RIO 450-500-580	---
ALPINIST 310-380-440 VIP	80 A PD	ALPINIST 310-380-440 VIP	80-105-125 A PD	ALPINIST 310-380-440 VIP	---	ALPINIST 310-380-440 VIP	---
ALPINIST 460/P - 500/P VIP	80 A PD	ALPINIST 460/P - 500/P VIP	80-105-125 A PD	ALPINIST 460/P - 500/P VIP	---	ALPINIST 460/P - 500/P VIP	---
ALPINIST 310-380-440	80 B PD	ALPINIST 310-380-440	80-105-125 B PD	ALPINIST 310-380-440	125 B PD	ALPINIST 310-380-440	---
ALPINIST 460/P - 500/P	80 B PD	ALPINIST 460/P - 500/P	80-105-125 B PD	ALPINIST 460/P - 500/P	125 B PD	ALPINIST 460/P - 500/P	---
ALPINIST 500/P VIP VISUAL	80 A PD	ALPINIST 500/P VIP VISUAL	80-105-125 A PD	ALPINIST 500/P VIP VISUAL	---	ALPINIST 500/P VIP VISUAL	---
ALPINIST 500/P VISUAL	80 B PD	ALPINIST 500/P VISUAL	80-105-125 B PD	ALPINIST 500/P VISUAL	125 B PD	ALPINIST 500/P VISUAL	---
VIGNA 615T	80 B PD	VIGNA 615T	80-105-125 B PD	VIGNA 615T	125 B PD	VIGNA 615T	---
LEADER 505-655	80 B PS	LEADER 505-655	80-105-125 B PS	LEADER 505-655	125 B PS	LEADER 505-655	105-125 PD-PS
LEADER GP509-659-699-779T	---	LEADER GP509-659-699-779T	---	LEADER GP509-659-699-779T	---	LEADER GP509-659-699-779T	105-125 PD
LEADER GP 815T	---	LEADER GP 815T	---	LEADER GP 815T	---	LEADER GP 815T	105-125 PD
LEADER GP 509-659 VISUAL	---	LEADER GP 509-659 VISUAL	---	LEADER GP 509-659 VISUAL	---	LEADER GP 509-659 VISUAL	105-125 PD
ACROBAT 4.4	---	ACROBAT 4.4	---	ACROBAT 4.4	---	ACROBAT 4.4	105-125 PD
ACROBAT 509-609	---	ACROBAT 509-609	---	ACROBAT 509-609	---	ACROBAT 509-609	105-125 PD
ACROBAT 509-609 VISUAL	---	ACROBAT 509-609 VISUAL	---	ACROBAT 509-609 VISUAL	---	ACROBAT 509-609 VISUAL	105-125 PD
ACROBAT 5.5-6.6-6.5T-7.6T	---	ACROBAT 5.5-6.6-6.5T-7.6T	---	ACROBAT 5.5-6.6-6.5T-7.6T	---	ACROBAT 5.5-6.6-6.5T-7.6T	105-125 PD
ROYAL 550-660-650T-760T	---	ROYAL 550-660-650T-760T	---	ROYAL 550-660-650T-760T	---	ROYAL 550-660-650T-760T	105-125 PS
POWER 800T-930T-10500T	---	POWER 800T-930T-10500T	---	POWER 800T-930T-10500T	---	POWER 800T-930T-10500T	105-125 PD
LEADER GP 589-679 VENTRAL	---	LEADER GP 589-679 VENTRAL	---	LEADER GP 589-679 VENTRAL	---	LEADER GP 589-679 VENTRAL	105-125 PD
ACROBAT 555 VENTRAL	---	ACROBAT 555 VENTRAL	---	ACROBAT 555 VENTRAL	---	ACROBAT 555 VENTRAL	105-125 PD

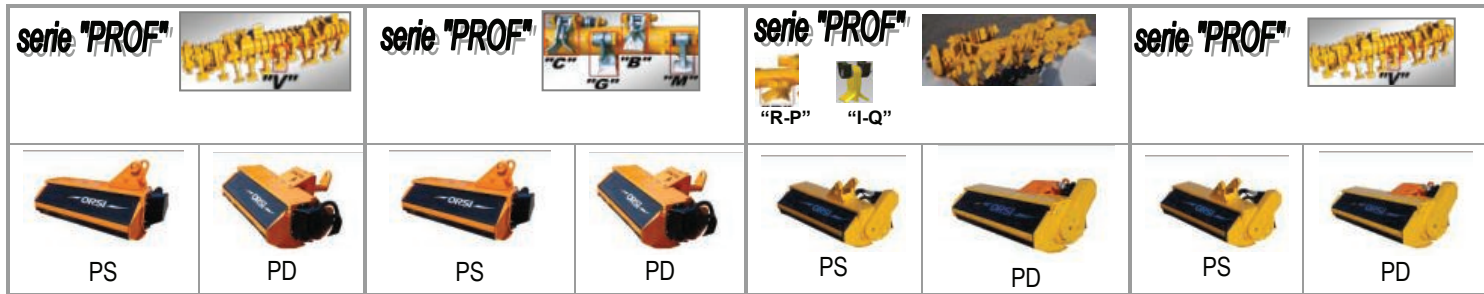
(I)	PER TUTTI GLI ACCESSORI CON IL SIMBOLO:		E' NECESSARIA LA PIASTRA D' ATTACCO (RIF AGRI-PROF PS)
(GB)	THE OPTIONS WITH SYMBOL:		NEED THE FIXING PLATE (RIF AGRI-PROF PS)
(D)	DIE ZUSATZTEILEN MIT DIESEM ZEICHEN:		BRAUCHEN UNBEDINGT DIE ANSCHLUSSPLATTE (RIF AGRI-PROF PS)
(F)	POUR LES OUTILS AVEC LE SYMBOLE :		IL FAUT PREVOIR LA PLAQUE D'ATTELAGE (RIF AGRI-PROF PS)
(E)	LOS ACESORIOS CON ESTE SIMBOLO:		NECESITAN DE LA PLANCHA DE FIJACION (RIF AGRI-PROF PS)





# ATTREZZI TERMINALI

(GB) END TOOLS - (D) WERKZEUGSKÖPFE - (F) OUTILS INTERCHANGEABLES - (E) EQUIPOS TERMINALES



RIF.31		€	RIF.32		€	RIF.33 RIF.73 KOMPRESSOR		€	RIF.34 RIF.74 KOMPRESSOR		€
PS CM.125	DETRAZIONE MOTORE ENGINE DEDUCTION MOTORABZUG DEDUCTION POUR MOTEUR DEDUCCIÒN MOTOR	5.520,00	PS CM.105 CM.125 CM.150	4.010,00 4.145,00 5.840,00	310,00	PS CM 105 "R" CM 105 "I" CM 125 "P" CM 125 "Q"	4.305,00 4.670,00 5.495,00 5.740,00	310,00	PS CM.125	6.135,00	
PD CM.125		5.935,00	PD CM.105 CM.125 CM.150	4.425,00 4.550,00 6.245,00		310,00	PD CM 105 "R" CM 105 "I" CM 125 "P" CM 125 "Q"		4.720,00 4.900,00 5.910,00 6.170,00	310,00	PD CM 125
PS CM.125	DETRAZIONE MOTORE ENGINE DEDUCTION MOTORABZUG DEDUCTION POUR MOTEUR DEDUCCIÒN MOTOR	5.520,00	PS CM.105 CM.125 CM.150	4.010,00 4.145,00 5.840,00	310,00	CM 105 "R" KOMPRESSOR CM 105 "I" KOMPRESSOR CM 125 "P" KOMPRESSOR CM 125 "Q" KOMPRESSOR	6.675,00 6.855,00 8.060,00 8.315,00	665,00	PS CM 125 KOMPRESSOR	8.760,00	
PD CM.125		5.935,00	PD CM.105 CM.125 CM.150	4.425,00 4.550,00 6.245,00		310,00	PD CM 105 "R" KOMPRESSOR CM 105 "I" KOMPRESSOR CM 125 "P" KOMPRESSOR CM 125 "Q" KOMPRESSOR		7.075,00 7.260,00 8.475,00 8.725,00	665,00	PD CM 125 KOMPRESSOR

CUT 029-030 REVERS	---	CUT 029-030 REVERS	---	CUT 029-030 REVERS	---	CUT 029-030 REVERS	---
APPLE 210	---	APPLE 210	---	APPLE 210	---	APPLE 210	---
HEDGE 160	---	HEDGE 160	---	HEDGE 160	---	HEDGE 160	---
RIVER COMPACT 355-420	---	RIVER COMPACT 355-420	---	RIVER COMPACT 355-420	---	RIVER COMPACT 355-420	---
AGILE 320-390 VIP	---	AGILE 320-390 VIP	---	AGILE 320-390 VIP	---	AGILE 320-390 VIP	---
AGILE 450-470/P	---	AGILE 450-470/P	---	AGILE 450-470/P	---	AGILE 450-470/P	---
AGILE 485 SAFETY	---	AGILE 485 SAFETY	---	AGILE 485 SAFETY	---	AGILE 485 SAFETY	---
RIO 450-500-580 VIP	---	RIO 450-500-580 VIP	---	RIO 450-500-580 VIP	---	RIO 450-500-580 VIP	---
RIO 450-500-580	---	RIO 450-500-580	---	RIO 450-500-580	---	RIO 450-500-580	---
ALPINIST 310-380-440 VIP	---	ALPINIST 310-380-440 VIP	---	ALPINIST 310-380-440 VIP	---	ALPINIST 310-380-440 VIP	---
ALPINIST 460/P - 500/P VIP	---	ALPINIST 460/P - 500/P VIP	---	ALPINIST 460/P - 500/P VIP	---	ALPINIST 460/P - 500/P VIP	---
ALPINIST 310-380-440	---	ALPINIST 310-380-440	---	ALPINIST 310-380-440	---	ALPINIST 310-380-440	---
ALPINIST 460/P - 500/P	---	ALPINIST 460/P - 500/P	---	ALPINIST 460/P - 500/P	---	ALPINIST 460/P - 500/P	---
ALPINIST 500/P VIP VISUAL	---	ALPINIST 500/P VIP VISUAL	---	ALPINIST 500/P VIP VISUAL	---	ALPINIST 500/P VIP VISUAL	---
ALPINIST 500/P VISUAL	---	ALPINIST 500/P VISUAL	---	ALPINIST 500/P VISUAL	---	ALPINIST 500/P VISUAL	---
VIGNA 615T	---	VIGNA 615T	---	VIGNA 615T	---	VIGNA 615T	---
LEADER 505-655	125 PD-PS	LEADER 505-655	105-125 PD-PS	LEADER 505-655	105-125 PD-PS	LEADER 505-655	125 PD-PS
LEADER GP 509-659-699-779T	125 PD	LEADER GP 509-659-699-779T	105-125-150 PD	LEADER GP 509-659-699-779T	105-125 PD	LEADER GP 509-659-699-779T	125 PD
LEADER GP 815T	125 PD	LEADER GP 815T	105-125-150 PD	LEADER GP 815T	105-125 PD	LEADER GP 815T	125 PD
LEADER GP 509-659 VISUAL	125 PD	LEADER GP 509-659 VISUAL	105-125-150 PD	LEADER GP 509-659 VISUAL	105-125 PD	LEADER GP 509-659 VISUAL	125 PD
ACROBAT 4.4-509-659	125 PD	ACROBAT 4.4-509-659	105-125-150 PD	ACROBAT 4.4-509-659	105-125 PD	ACROBAT 4.4-509-659	125 PD
ACROBAT 509-609 VISUAL	125 PD	ACROBAT 509-609 VISUAL	105-125-150 PD	ACROBAT 509-609 VISUAL	105-125 PD	ACROBAT 509-609 VISUAL	125 PD
ACROBAT 5.5-6-6-5T-7.6T	125 PD	ACROBAT 5.5-6-6-5T-7.6T	105-125-150 PD	ACROBAT 5.5-6-6-5T-7.6T	105-125 PD	ACROBAT 5.5-6-6-5T-7.6T	125 PD
ROYAL 550-660-650T-760T	125 PS	ROYAL 550-660-650T-760T	105-125-150 PS	ROYAL 550-660-650T-760T	105-125 PS	ROYAL 550-660-650T-760T	125 PS
POWER 800T	125 PD	POWER 800T	105-125-150 PD	POWER 800T	105-125 PD	POWER 800T	125 PD
POWER 930T-10500T	125 PD	POWER 930T-10500T	105-125 PD	POWER 930T-10500T	105-125 PD	POWER 930T-10500T	125 PD
LEADER GP 589-679 VENTRAL	125 PD	LEADER GP 589-679 VENTRAL	105-125-150 PD	LEADER GP 589-679 VENTRAL	105-125 PD	LEADER GP 589-679 VENTRAL	125 PD
ACROBAT 555 VENTRAL	125 PD	ACROBAT 555 VENTRAL	105-125-150 PD	ACROBAT 555 VENTRAL	105-125 PD	ACROBAT 555 VENTRAL	125 PD

(I)	PER TUTTI GLI ACCESSORI CON IL SIMBOLO:		E' NECESSARIA LA PIASTRA D' ATTACCO (RIF AGRI-PROF PS)
(GB)	THE OPTIONS WITH SYMBOL:		NEED THE FIXING PLATE (RIF AGRI-PROF PS)
(D)	DIE ZUSATZTEILEN MIT DIESEM ZEICHEN:		BRÄUCHEN UNBEDINGT DIE ANSCHLUSSPLATTE (RIF AGRI-PROF PS)
(F)	POUR LES OUTILS AVEC LE SYMBOLE :		IL FAUT PREVOIR LA PLAQUE D'ATTACHE (RIF AGRI-PROF PS)
(E)	LOS ACCESORIOS CON ESTE SIMBOLO:		NECESITAN DE LA PLANCHA DE FIJACION (RIF AGRI-PROF PS)



# ATTREZZI TERMINALI

(GB) END TOOLS - (D) WERKZEUGSKÖPFE - (F) OUTILS INTERCHANGEABLES - (E) EQUIPOS TERMINALES



TESTATA TRASMISS. A CINGHIE COMPLETA DI MOTORE IDRAULICO CUTTING HEAD BELT DRIVE COMPLETE WITH HYDRAULIC ENGINE		TESTATA TRASMISS. DIRETTA COMPLETA DI MOTORE IDRAULICO CUTTING HEAD DIRECT DRIVE COMPLETE WITH HYDRAULIC ENGINE		TESTATA TRASMISS. A CINGHIE COMPLETA DI MOTORE IDRAULICO CUTTING HEAD BELT DRIVE COMPLETE WITH HYDRAULIC ENGINE		PIATTO A CATENE	
MÄHKOPFE – RIEMENANTRIEB KOMPLETT MIT HYDRAULISCHEN MOTOR		MÄHKOPFE – DIREKTANTRIEB KOMPLETT MIT HYDRAULISCHEN MOTOR		MÄHKOPFE – RIEMENANTRIEB KOMPLETT MIT HYDRAULISCHEN MOTOR		PLATTE MIT KETTEN	
TRANSMISSION PAR COURROIES AVEC MOTEUR HYDRAULIQUE		TRANSMISSION DIRECTE AVEC MOTEUR HYDRAULIQUE		TRANSMISSION PAR COURROIES AVEC MOTEUR HYDRAULIQUE		PLAQUE AVEC CHAINES	
CABEZAL TRANSMISSION CORREAS CON MOTOR HIDRAULICO		CABEZAL TRANSMISSION DIRECTA CON MOTOR HIDRAULICO		CABEZAL TRANSMISSION CORREAS CON MOTOR HIDRAULICO		PLACA CON CADENAS	
RIF.35	€	RIF.126	€	RIF.127	€	90003111	€
RIF.75 KOMPRESSOR				RIF.123 KOMPRESSOR			
PS CM 105 CM 125 CM 150	4.695,00 4.840,00 6.840,00	PS CM 125 CM.180	5.955,00 9.915,00	PS CM 125 CM 180	6.625,00 10.590,00	MOTORE A INGRANAGGI GEAR ENGINE GETRIEBEMOTOR MOTEUR A ENGRENAGES MOTOR ENGRANAJES	A-11.485,00 B-11.895,00
DETRAZIONE MOTORE ENGINE DEDUCTION MOTORABZUG DEDUCTION POUR MOTEUR DEDUCCION MOTOR	310,00	DETRAZIONE MOTORE ENGINE DEDUCTION MOTORABZUG DEDUCTION POUR MOTEUR DEDUCCION MOTOR	310,00	DETRAZIONE MOTORE ENGINE DEDUCTION MOTORABZUG DEDUCTION POUR MOTEUR DEDUCCION MOTOR	310,00		
PD CM 105 CM 125 CM 150	5.110,00 5.250,00 7.245,00			PD CM 125 CM 180	7.035,00 11.000,00	MOTORE A PISTONI PISTON ENGINE MOTOR MIT KOLBEN MOTEUR A PISTONS MOTOR CON PISTONES	A-12.000,00 B-12.410,00
DETRAZIONE MOTORE ENGINE DEDUCTION MOTORABZUG DEDUCTION POUR MOTEUR DEDUCCION MOTOR	310,00			DETRAZIONE MOTORE ENGINE DEDUCTION MOTORABZUG DEDUCTION POUR MOTEUR DEDUCCION MOTOR	310,00		
PS CM 105 KOMPRESSOR CM 125 KOMPRESSOR CM 150 KOMPRESSOR	7.110,00 7.275,00 8.965,00	PD CM. 125 CM. 180	6.355,00 10.320,00	PS CM 125 KOMPRESSOR CM 180 KOMPRESSOR	9.075,00 12.400,00		
DETRAZIONE MOTORE ENGINE DEDUCTION MOTORABZUG DEDUCTION POUR MOTEUR DEDUCCION MOTOR	665,00			DETRAZIONE MOTORE ENGINE DEDUCTION MOTORABZUG DEDUCTION POUR MOTEUR DEDUCCION MOTOR	665,00		
PD CM 105 KOMPRESSOR CM 125 KOMPRESSOR CM 150 KOMPRESSOR	7.250,00 7.685,00 9.375,00	DETRAZIONE MOTORE ENGINE DEDUCTION MOTORABZUG DEDUCTION POUR MOTEUR DEDUCCION MOTOR	310,00	PD CM 125 KOMPRESSOR CM 180 KOMPRESSOR	9.485,00 12.800,00		
DETRAZIONE MOTORE ENGINE DEDUCTION MOTORABZUG DEDUCTION POUR MOTEUR DEDUCCION MOTOR	665,00			DETRAZIONE MOTORE ENGINE DEDUCTION MOTORABZUG DEDUCTION POUR MOTEUR DEDUCCION MOTOR	665,00		

CUT 029-030 REVERS	---	CUT 029-030 REVERS	---	CUT 029-030 REVERS	---	CUT 029-030 REVERS	---
APPLE 210	---	APPLE 210	---	APPLE 210	---	APPLE 210	---
HEDGE 160	---	HEDGE 160	---	HEDGE 160	---	HEDGE 160	---
RIVER COMPACT 355-420	---	RIVER COMPACT 355-420	---	RIVER COMPACT 355-420	---	RIVER COMPACT 355-420	---
AGILE 320-390 VIP	---	AGILE 320-390 VIP	---	AGILE 320-390 VIP	---	AGILE 320-390 VIP	---
AGILE 450-470/P	---	AGILE 450-470/P	---	AGILE 450-470/P	---	AGILE 450-470/P	---
AGILE 485 SAFETY	---	AGILE 485 SAFETY	---	AGILE 485 SAFETY	---	AGILE 485 SAFETY	---
RIO 450-500-580 VIP	---	RIO 450-500-580 VIP	---	RIO 450-500-580 VIP	---	RIO 450-500-580 VIP	---
RIO 450-500-580	---	RIO 450-500-580	---	RIO 450-500-580	---	RIO 450-500-580	---
ALPINIST 310-380-440 VIP	---	ALPINIST 310-380-440 VIP	---	ALPINIST 310-380-440 VIP	---	ALPINIST 310-380-440 VIP	---
ALPINIST 460/P - 500/P VIP	---	ALPINIST 460/P - 500/P VIP	---	ALPINIST 460/P - 500/P VIP	---	ALPINIST 460/P - 500/P VIP	---
ALPINIST 310-380-440	---	ALPINIST 310-380-440	---	ALPINIST 310-380-440	---	ALPINIST 310-380-440	---
ALPINIST 460/P - 500/P	---	ALPINIST 460/P - 500/P	---	ALPINIST 460/P - 500/P	---	ALPINIST 460/P - 500/P	---
ALPINIST 500/P VIP VISUAL	---	ALPINIST 500/P VIP VISUAL	---	ALPINIST 500/P VIP VISUAL	---	ALPINIST 500/P VIP VISUAL	---
ALPINIST 500/P VISUAL	---	ALPINIST 500/P VISUAL	---	ALPINIST 500/P VISUAL	---	ALPINIST 500/P VISUAL	---
VIGNA 615T	---	VIGNA 615T	---	VIGNA 615T	---	VIGNA 615T	---
LEADER 505-655	105-125 PD-PS	LEADER 505-655	---	LEADER 505-655	---	LEADER 505-655	---
LEADER GP509-659-699-779T	105-125-150 PD	LEADER GP509-659-699-779T	125-180 PD	LEADER GP509-659-699-779T	125-180 PD	LEADER GP509-659-699-779T	90003111
LEADER GP 815T	105-125-150 PD	LEADER GP 815T	125-180 PD	LEADER GP 815T	125-180 PD	LEADER GP 815T	90003111
LEADER GP 509-659 VISUAL	105-125-150 PD	LEADER GP 509-659 VISUAL	125-180 PD	LEADER GP 509-659 VISUAL	125-180 PD	LEADER GP 509-659 VISUAL	90003111
ACROBAT 4.4	105-125-150 PD	ACROBAT 4.4	---	ACROBAT 4.4	---	ACROBAT 4.4	---
ACROBAT 509-609	105-125-150 PD	ACROBAT 509-609	---	ACROBAT 509-609	125-180 PD (no rif. 127)	ACROBAT 509-609	90003111
ACROBAT 509-609 VISUAL	105-125-150 PD	ACROBAT 509-609 VISUAL	---	ACROBAT 509-609 VISUAL	125-180 PD (no rif. 127)	ACROBAT 509-609 VISUAL	90003111
ACROBAT 5.5-6.6-6.5T-7.6T	105-125-150 PD	ACROBAT 5.5-6.6-6.5T-7.6T	125-180 PD	ACROBAT 5.5-6.6-6.5T-7.6T	125-180 PD (no rif.123)	ACROBAT 5.5-6.6-6.5T-7.6T	---
ROYAL 550-660-650T-760T	105-125-150 PS	ROYAL 550-660-650T-760T	125-180 PS	ROYAL 550-660-650T-760T	125-180 PD (no rif.123)	ROYAL 550-660-650T-760T	---
POWER 800T	105-125-150 PD	POWER 800T	125-180 PD	POWER 800T	125-180 PD	POWER 800T	90003111
POWER 930T-10500T	105-125 PD	POWER 930T-10500T	125 PD	POWER 930T-10500T	125 PD	POWER 930T-10500T	90003111
LEADER GP 589-679 VENTRAL	105-125-150 PD	LEADER GP 589-679 VENTRAL	125-180 PD	LEADER GP 589-679 VENTRAL	125-180 PD	LEADER GP 589-679 VENTRAL	90003111
ACROBAT 555 VENTRAL	105-125-150 PD	ACROBAT 555 VENTRAL	125-180 PD	ACROBAT 555 VENTRAL	125-180 PD	ACROBAT 555 VENTRAL	90003111

(I)	PER TUTTI GLI ACCESSORI CON IL SIMBOLO:		E' NECESSARIA LA PIASTRA D' ATTACCO (RIF AGRI-PROF PS)
(GB)	THE OPTIONS WITH SYMBOL:		NEED THE FIXING PLATE (RIF AGRI-PROF PS)
(D)	DIE ZUSATZTEILEN MIT DIESEM ZEICHEN:		BRAUCHEN UNBEDINGT DIE ANSCHLUSSPLATTE (RIF AGRI-PROF PS)
(F)	POUR LES OUTILS AVEC LE SYMBOLE:		IL FAUT PREVOIR LA PLAQUE D' ATTELAGE (RIF AGRI-PROF PS)
(E)	LOS ACCESORIOS CON ESTE SIMBOLO:		NECESITAN DE LA PLANCHA DE FIJACION (RIF AGRI-PROF PS)